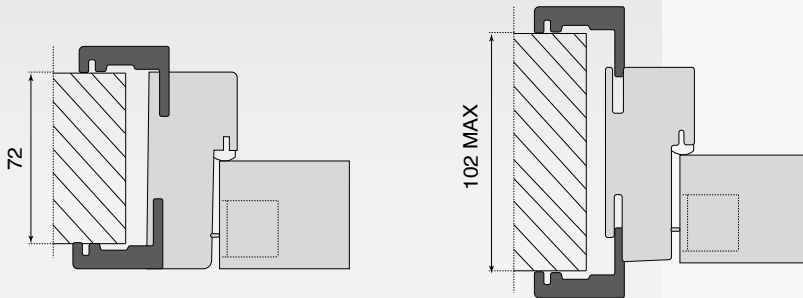


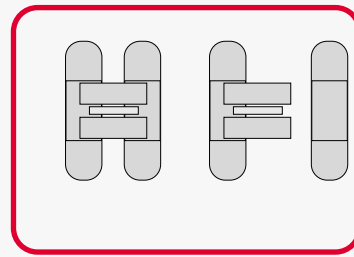
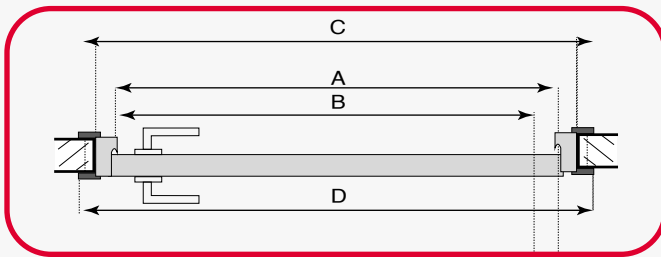
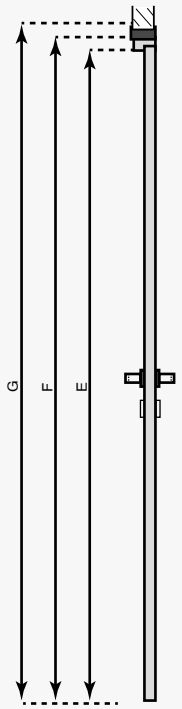
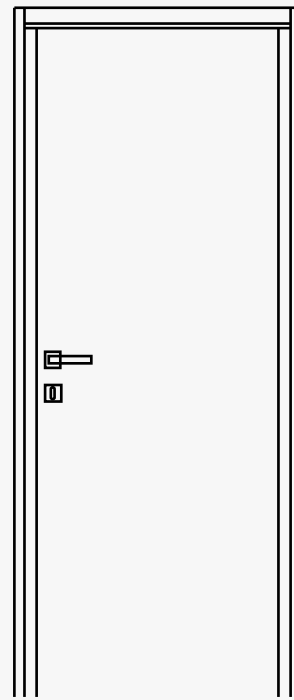
## Bloc Porte Fin de Chantier

REVERSIBLE   
Charnière invisible

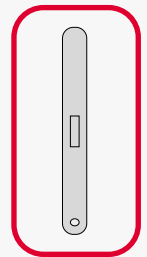


HUISSERIE MIN 72 MM

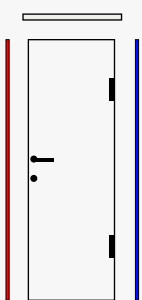
HUISSERIE MIN 102 MM



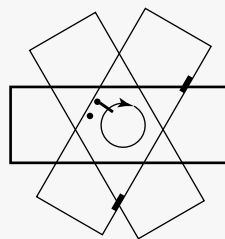
X2 CHARNIERES  
INVISIBLES



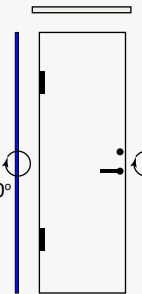
SERRURE  
MAGNETIQUE



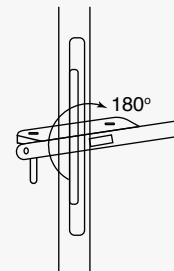
POUSSER DROIT



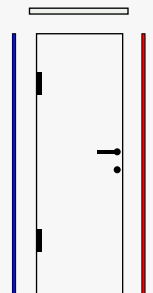
TOURNER VANTAIL



INVERTIR LES MONTANTS DU CADRE



TOURNET LA SERRURE



POUSSER GAUCHE

### TABLEAU DIMENSIONNEL

| H (cm) | E (mm) | F (mm) | RESERVATION (mm) | G (mm)      |        |
|--------|--------|--------|------------------|-------------|--------|
| 204    | 2037   | 2070   | 2070 / 2110      | 2130 (mm)   |        |
| L (cm) | A (mm) | B (mm) | C (mm)           | RESERVATION | D (mm) |
| 73     | 715    | 679    | 795              | 800 - 880   | 890    |
| 83     | 815    | 779    | 895              | 900 - 980   | 990    |
| 93     | 915    | 879    | 995              | 1000 - 1080 | 1090   |

H: HAUTEUR / L: LARGEUR / E: LUMIERE PASSAGE / F: HAUTEUR HORS CADRE / G: HAUTEUR COUVRE-JOINTS  
A: LUMIERE PASSAGE / B: PASSAGE REEL / C: LARGEUR HORS CADRE / D: LARGEUR COUVRE - JOINTS